

# ACP-2010MB/ 2000MB

## 2U Rackmount Chassis for ATX/ MicroATX Motherboard with Low-profile Rear Bracket Option

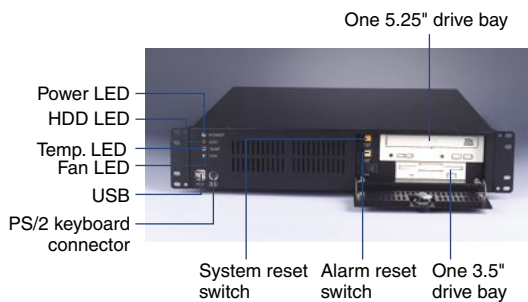


### Features

- LED indicators and audible alarm notification for system fault detection
- Shock-resistant drive bays to hold one 5.25" and three 3.5" drives (one front-accessible and two internal)
- Various riser card options to support three full-length PCI or PCIe cards for expansion
- Supports 300 W / 400 W ATX PFC power supply
- Reusable and washable air filters

### Specifications

Disk Drive Bay		Front-accessible	Internal
	5.25"	1	-
	3.5"	1	2
Cooling	Fan	2 (47 CFM each)	
	Air Filters	Yes	
I/O Interface	USB	2 (Front accessible)	
	PS/2	PS/2 keyboard and mouse, or PS/2 keyboard depends on the enclosed motherboard	
Miscellaneous	LED Indicators	Power, HDD, Temperature, Fan	
	Rear Panel	Reserved two 9-pin D-Sub openings	
	Slide Rails	General Devices ( <a href="http://www.generaldevices.com">http://www.generaldevices.com</a> ) C-300 series supported (not included)	
Environment		Operating	Non-operating
	Temperature	0 ~ 40° C (32 ~ 104° F)	-20 ~ 60° C (-4 ~ 140° F)
	Humidity	10 ~ 85 % @ 40° C, non-condensing	10 ~ 95 % @ 40° C, non-condensing
	Vibration (5-500 Hz)	1 Grms	2 G
	Shock	10 G (with 11 ms duration, half sine wave)	30 G
	Acoustic Noise	Less than 52 dB sound pressure at 5 ~ 28° C (41 ~ 82° F)	
	Altitude	0 to 3,048 m (0 ~ 10,000 ft)	
Physical Characteristics	Dimensions (W x H x D)	482 x 88 x 480 mm (19" x 3.46" x 18.9") (ACP-2010MB) 482 x 88 x 450 mm (19" x 3.46" x 17.7") (ACP-2000MB)	
	Weight	13.0 kg / 28.6 lb (ACP-2010MB) 12.5 kg / 27.5 lb (ACP-2000MB)	



Inside View



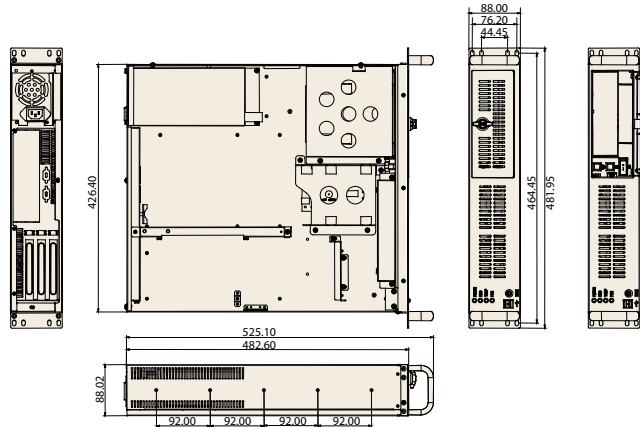
Rear view of ACP-2010MB



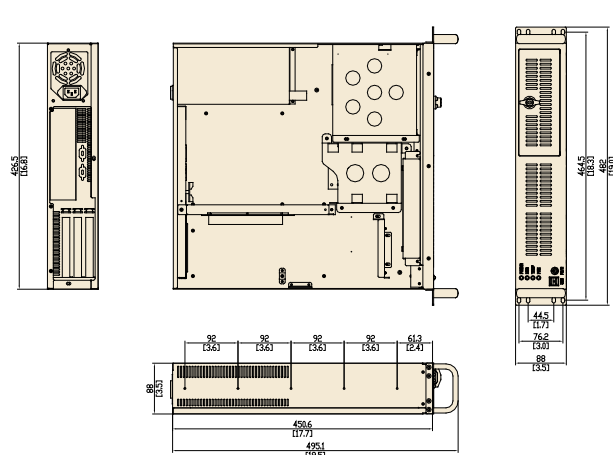
Rear I/O bracket for low profile  
add-on cards

## Dimensions

ACP-2010MB



ACP-2000MB



Unit: mm (inch)

## Power Supply Options

Part Number	Watt	Input	Output	Specifications		
				Mini-load	Safety	MTBF
175700007G (ATX, PFC)	300 W	AC 100 ~ 240 V (full range)	+5 V @ 35 A, +3.3 V @ 20 A, +12 V @ 16 A, -5 V @ 0.5 A, -12 V @ 1 A, +5 Vsb @ 2 A	+5 V @ 3 A, +3.3 V @ 1 A, +12 V @ 2 A, -5 V @ 0.05 A, -12 V @ 0.05 A, +5 Vsb @ 0.1 A	UL/TUV/CB/CCC	97,800 hrs @ 25° C
1757000105G (ATX, PFC) (ACP-2010MB only)	400 W	AC 100 ~ 240 V (full range)	+5 V @ 25 A, +3.3 V @ 20 A, +12 V @ 28 A, -5 V @ 0.5 A, -12 V @ 0.5 A, +5 Vsb @ 2 A	+5 V @ 3 A, +3.3 V @ 1 A, +12 V @ 2 A, +5 Vsb @ 0.1 A	UL/TUV/CB/CCC	100,000 hrs @ 25° C

## Ordering Information

Model Name	Power Supply	Motherboard	Regulation
ACP-2010MB0-00XE	Without power supply, with ATX switch	Supports AIMB-7XX & AIMB-5XX series. Riser card is not included.	-
ACP-2010MB0-30ZE	175700007G	Only AIMB-740, 742, 744, 750 recommended.	CE
ACP-2000MB-00XE	Without power supply, with ATX switch	Only AIMB-740, 742, 744, 750 recommended.	-
ACP-2000MB-30ZE	175700007G	A 3-slot PCI riser card is included.	CE

## Riser Card Options

Model Name	Interface	Expansion Slot	Motherboard
AIMB-R430P-03A1E	PCIe x4	three PCI	AIMB-762/554
AIMB-RP30P-03A1E	PCI	three PCI	AIMB-750/744/742/740/560
AIMB-RH31P-12A1E	PCI+ PCIe x1	two PCI + one PCIe x1	AIMB-760

\* The riser cards are specially designed to support all Advantech AIMB series motherboards except AIMB-562 & AIMB-542. There might be compatibility issues with other vendor's motherboards, so an optional rear I/O bracket for low-profile add-on cards is provided.

## Accessories

Part Number	Description
9680002285	Rear I/O bracket for low-profile add-on cards
96CD-52X-I-AS-B3	Black 5.25" 52X CD-ROM
96DVR-40X-I-AS-B	Black 5.25" 16X/40X/24X DVDRW-ROM
96FDD-144-TE-B	Black 3.5" FDD
SDVD-FDD-COMBOE	5.25" storage kit with slim 8X DVD, 24X CD-RW & standard 3.5" black FDD
SDVD-COMBOE	5.25" storage kit with slim 8X DVD, 24X CD-RW & a 3.5" drive bay for FDD or HDD
SCD-FDD-COMBOE	5.25" storage kit with slim 24X CD-ROM & standard 3.5" black FDD
SCD-COMBOE	5.25" storage kit with slim 24X CD-ROM & a 3.5" drive bay for FDD or HDD
1759200650	Fan 80 x 80 x 25 mm
1700060202	Y-cable for PS/2 mouse and keyboard